

Technical Manual

JBL SRX715/F



SPECIFICATIONS

ACOUSTIC & ELECTRICAL SPECIFICATIONS:

- Nominal Impedance: 8 Ohms
- Power Capacity: Continuous / Program / Peak:
Passive: 800W / 1600W / 3200W
Bi-amp LF: 800W / 1600W / 3200W
Bi-amp HF: 75W / 150W / 300W
- Frequency Range: 43 Hz – 20 kHz (-10 dB)
- Maximum SPL: 131 dB SPL peak
L.F. 134 dB SPL cont avg (140 dB peak)
H.F. 133 dB SPL cont avg (139 dB peak)
Passive mode: 134 dB SPL cont avg (140 dB peak)
- System Sensitivity: Passive Mode 96 dB SPL (1 watt @ 1 meter)
- Crossover Freq.: 1.2 kHz

SYSTEM COMPONENTS:

- Cabinet: Enclosure (Not For Sale)
353406-002
- Grille: 352665-001
- Low Frequency Transducer: 2265HPL, 380 mm (15 in) Differential Driver woofer with neodymium-magnet & dual voice coils
- DC Resistance: 5.1 ohms ± 10%

SYSTEM COMPONENTS: (CONT'D)

- High Frequency Transducer: 2431H, 75 mm (3 in) voice coil, neodymium magnet compression driver
- DC Resistance: 4.0 ohms ± 10%
- Crossover Network: 353341-001

AURAL SWEEP TEST SPECIFICATIONS:

- A. System Aural Sweep Test: 10.0V Input, 20 Hz to 20 kHz
- B. L.F. Aural Sweep Test: 15.0V Input, 10 Hz to 100 kHz
- C. H.F. Aural Sweep Test: 2.83V Input, 550 Hz to 20 kHz

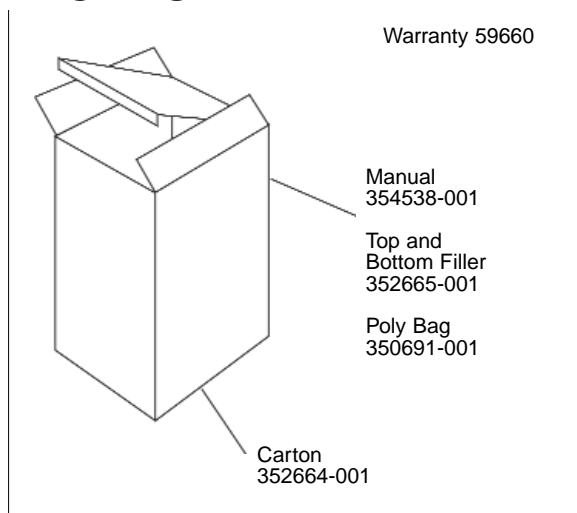
PHYSICAL SPECIFICATIONS:

- Enclosure Dimensions: 771 x 439 x 406 mm D
(28.0 x 17.3 x 27.16 in. D)
- Net Weight: 48 lb (22 kg.)

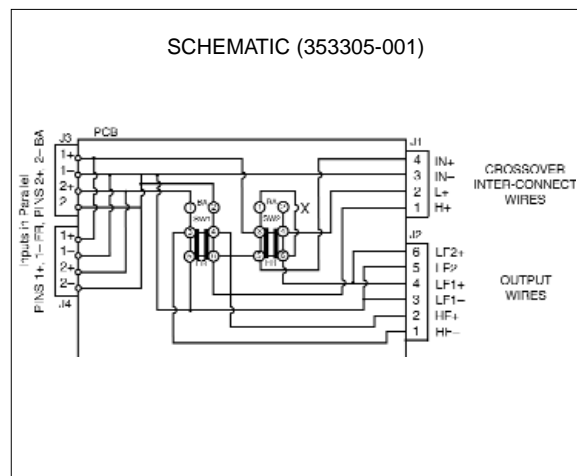
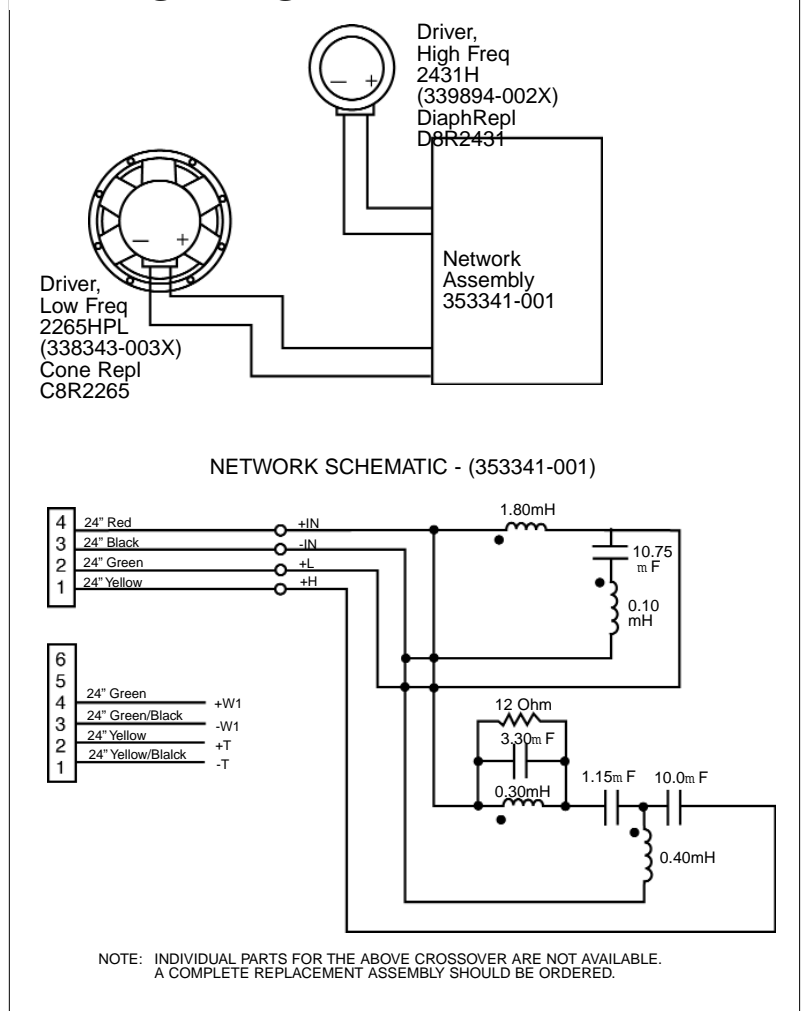
WARRANTY INFORMATION:

- Refer to Warranty Statement packed with each product.

PACKAGE



WIRING DIAGRAM



JBL SRX715/F

COMPONENT EXPLODED VIEW

Network Assembly
353341-001
Screw (5)
882-41110-10
6 x 5/8
PAN, PH, PB, BLK ZINC, LCS

Screw (2)
806-73014-08
1/4-20x5/16
SKT, HEX,
BLK ZINC, ALLOY

Sticker, Horn (2)
337882-001

Lock Washer, (2)
Horn
844-03100-03

Driver, High Freq
2431H
(339894-002X)
Diaph Repl
D8R2431

Horn
352606-002
Gasket, Horn
353444-002

Screw (10)
804-41110-16
10-32 x 1
PAN, PH, BLK ZINC,
LCS

T-Nut (18)
61861
10-32 x 7/16
Step Barrel

Dust Dome
71646-04

L Bracket (5)
353296-001
Bolt (10)
Brackets
352051-001
M10X 25mm Hex Black

Screw (15)
Brackets
883-41110-08
#8 x 0.5
PAN, PH, PB, BLK ZINC,
LCS

Flying Track (5)
353314-001

Screw (15)
354468-001
M6 x 20
HEX, SKT, Flat, MCS,
Black

Screw (6)
882-41110-10
6 x 5/8
PAN, PH, PB, BLK
ZINC, LCS

Terminal Cup Assy.
353305-001

Input Plate Overlay
362372-001

Input Plate Overlay/F
362372-006

Enclosure Assembly
SRX715F
(Not Available for
Sale)

Gasket, Handle (2)
382-00337-00
Handle (2)
923-00022-06

T-Nut (8)
61861
10-32 x 7/16
Step Barrel

Screw (8)
Handle - Metal
804-41110-12
10-32 x 3/4
PAN, PH, BLK ZINC,
LCS

Screw (12)
Handle - Wood
844-41110-12
10 x 3/4
PAN, PH, PB,
BLK ZINC, LCS

Driver, Low Freq
2265HPL
(338343-003X)
Cone Repl
C8R2265

Screw (8)
804-01110-16
10-32 x 1
FIL, PH, BLK ZINC,
LCS

Gasket, Woofer
360-70002-01

Foot (4)
353445-001
Screw (4)
884-41110-12
10-32 x 3/4
PAN, PH, PB,
BLK ZINC, LCS

Cup, Dual Pole
351256-001
Gasket, Dual Pole Cup
352957-001
Screw (6)
804-41110-12
10-32 x 3/4
PAN, PH, BLK ZINC,
LCS

Grille Assembly
353406-002
Grille Badge
353849-001
Screw (10)
882-51110-12
6 x 3/4
OV, PH, PTCL,
BLK ZINC, LCS
Grille
353406-002