

KAM

INSTRUCTION MANUAL

Kam RZ V3 speaker series

Full range active PA speakers

M A N U A L V E R S I O N 1 . 0
1 2 . 0 8 . 1 5

Due to continuous product development, please ensure that you have downloaded the latest instruction manual for this product from the Kam website at www.kam.co.uk

For the latest instruction manual updates and information on the entire Kam range visit:

www.kam.co.uk

Kam products are manufactured by: **Lamba plc**, Unit 1, Southfields Road, Dunstable, Bedfordshire, United Kingdom LU6 3EJ
Telephone: (+44) (0)1582 690600 • Fax: (+44) (0)1582 690400 • Email: mail@lambapl.com • Web: www.lambapl.com

Made in China. Due to continuous product development, specifications and appearance are subject to change. © Copyright Lamba plc. E&OE.



Thank you for purchasing this Kam product, we are sure that it will serve you for many years to come.

To optimise its performance, please read these operating instructions carefully to familiarise yourself with the basic operations of this unit. Please retain them for future reference. This unit has been tested at the factory before being shipped to you.

To prevent or reduce the risk of electrical shock or fire, do not expose the unit to rain or moisture. To prevent a fire hazard, do not expose the unit to any naked flame sources. Unplug this apparatus during lightning storms or if it is unlikely to be used for long periods of time. When installing the unit, please ensure you leave enough space around the unit for ventilation. Slots and openings in the unit are provided for ventilation to ensure reliable operation of the product and to protect it from overheating. To prevent fire hazard, the openings should never be blocked or covered.

The unit is powered by mains electricity, always handle the power cable by the plug. Never pull out the plug by pulling on the cable. Never touch the power cable when your hands are wet as this could cause an electric shock. Do not tie a knot in the cable. The power cable should be placed such that it is not likely to be stepped on. A damaged power cable can cause a fire or give you an electrical shock. Check the power cord periodically, if you ever find that it is damaged, replace it before using the unit again. Contact your retailer for a replacement. The voltage of the available power supply differs according to country or region. Be sure that the power supply voltage of the area where this unit is to be used meets the required written on the unit.

The lightning flash symbol inside a triangle is to alert the user to the presence high voltage within the unit's enclosure that may be of sufficient power to constitute a risk of electrical shock to persons. Caution: to prevent the risk of electric shock, do not attempt to open the unit. No user-serviceable parts inside. Refer all servicing to qualified service personnel. The exclamation mark inside a triangle is intended to alert the user to the presence of important operating and maintenance instructions in the literature accompanying the unit.

Select the installation location of your unit carefully. Avoid placing it in direct sunlight or locations subject to vibration and excessive dust. Do not use the unit where there are extremes in temperature (below 41°F / 5°C or exceeding 95°F / 35°C).

Unpacking and safety Please unpack your new product carefully. Your new product should reach you in perfect condition. Please check that no damage has occurred during transit. If any damage is found, do not operate your unit. Please contact the retailer you purchased it from immediately. If there is any damage to the mains cable do not use the device. Always disconnect the unit from the mains supply when carrying out any cleaning of the unit.



Manufacturer declarations

In compliance with the following requirements: **RoHS Directive (2002/95/EU)** and **WEEE Directive (2002/96/EU)**.
If this product is ever no longer functional please take it to a recycling plant for environmentally friendly disposal.

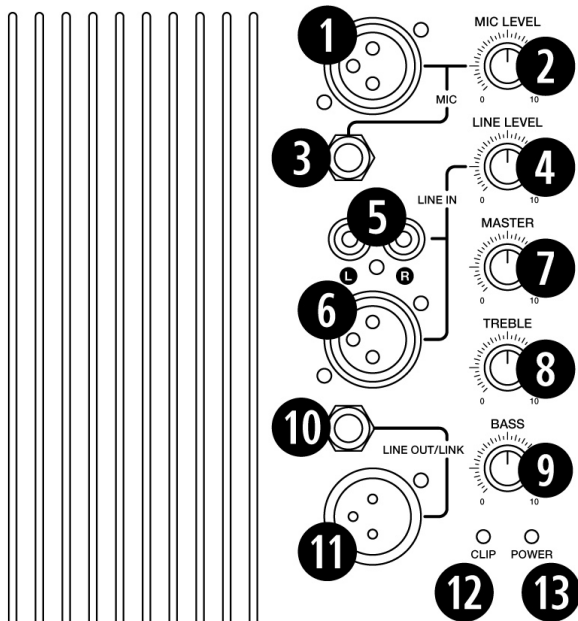
CE declaration of conformity

R&TTE Directive (1999/5/EU), EMC Directive (2004/108/EU), Low Voltage Directive (2006/95/EU).
The declarations are available on application from certification@lambapl.com



Before putting the devices into operation, please observe the respective country-specific regulations.

KAM RZ V3

FULL RANGE ACTIVE SPEAKER



PLEASE READ THE USER MANUAL BEFORE USE.
DO NOT EXPOSE APPLIANCE TO RAIN OR MOISTURE.
THERE ARE NO USER-SERVICEABLE PARTS INSIDE THE UNIT.
LEAVE ALL SERVICING TO QUALIFIED OR AUTHORISED PERSONNEL.
THIS PRODUCT IS NOT INTENDED FOR USE OTHER THAN STATED.



AC INPUT 230V / 50Hz
FUSE: T1.6A / 250V



Kam RZ V3 series speaker rear panel controls

1. Mic in: XLR audio input for microphone
2. Mic level: volume control of microphone input (1 & 3)
3. Mic in: 6.35mm jack audio input for microphone
4. Line level: volume control of line input (5 & 6)
5. Line in: stereo audio line input connection
6. Line in: XLR audio line input connection
7. Master: volume control of speaker output
8. EQ treble: treble frequency equalisation
9. EQ bass: bass frequency equalisation
10. Line out/link: 6.35mm jack line level speaker output
11. Line out/link: XLR line level speaker output
12. Clip LED: lights when the speaker is overloaded
13. Power LED: lights when the unit is powered on
14. Power: mains power switch to turn speaker on or off
15. Power in: IEC mains power input (AC 230V)

Features and specifications

Kam RZ12A V3

Power handling: 250w continuous/RMS / 1000w peak
12 inch woofer / 33oz / 2 inch voice coil / 25mm titanium diaphragm
Sensitivity: 94dB - 1w/1m
Frequency response: 55Hz-20KHz
Built-in amplifier: Class AB
Equalisation: Bass and treble
Audio input connection: 6.35mm jack / XLR / RCA
Audio output connections: 6.35mm jack / XLR
35mm pole mount
Power supply connection: IEC mains
Fuse rating: T1.6A / 250V
Rated voltage: AC 230V / 50Hz
Dimensions (WxDxH): 360 x 320 x 580mm

Kam SF15A

Power handling: 300w continuous/RMS / 1200w peak
15 inch woofer / 40oz / 2 inch voice coil / 25mm titanium diaphragm
Sensitivity: 95dB - 1w/1m
Frequency response: 50Hz-20KHz
Built-in amplifier: Class H
Equalisation: Bass and treble
Audio input connection: 6.35mm jack / XLR / RCA
Audio output connections: 6.35mm jack / XLR
35mm pole mount
Trolley wheels
Power supply connection: IEC mains
Fuse rating: T1.6A / 250V
Rated voltage: AC 230V / 50Hz
Dimensions (WxDxH): 420 x 380 x 700mm

Due to continuous product development, specifications and appearance are subject to change. © Copyright Lamba plc. E&OE.