



1402VLZ4

The 14-channel 1402VLZ4 brings the proven performance of our Onyx preamps in a professional compact mixer design great for applications that demand flexibility.

From every input to every output, the 1402VLZ4 is designed to provide the highest headroom and lowest noise possible for maximum signal integrity. Plus, it is truly “Built-Like-A-Tank” with a ridiculously rugged solid-steel chassis plus high-contrast controls for ultimate tactile control.

And with features like a dedicated control room section and smooth, accurate fader control, the 1402VLZ4 is the premium choice for anybody who demands the professional performance.

APPLICATIONS:

Live sound mixing, houses of worship, clubs, gymnasiums, banquet halls, conference rooms, boardrooms, studio and field recording, multimedia applications, broadcast and many, many more.



Like us



Follow us



Watch our dang videos

FEATURES:

- 14-channel mixer featuring our signature high-headroom, low-noise design
- 6 boutique-quality Onyx mic preamps
 - Ultra-wide 60 dB gain range
 - 128.5 dB dynamic range
 - +22 dBu line input handling
 - Extended frequency response
 - Distortion under 0.0007% [20 Hz – 50 kHz]
- Improved RF rejection, perfect for broadcast applications
- Phantom power for condenser mics
- 14 high-headroom line inputs with +4/–10 operation control
- 3-band EQ (80 Hz, 2.5 kHz, 12 kHz)
- 18 dB/oct 75 Hz low-cut filter on mic input channels
- Two aux sends, level, pan and PFL solo on each channel
- 60 mm long-wearing log-taper faders
- Two stereo returns for connecting FX processor or other stereo source
- ALT 3/4 stereo bus for added routing flexibility
- Control room / phones source matrix
- High-resolution 12-segment stereo meters
- Sealed rotary controls resist dust and grime
- “Built-Like-A-Tank” rugged steel chassis with powder-coat finish
- High-visibility, high-contrast controls deliver convenient “at-a-glance” visual feedback
- Rack-mountable design using an optional rack ear kit
- Multi-voltage power supply for worldwide use



1402VLZ4

14-Channel
Compact Mixer

1402VLZ4 SPECIFICATIONS

Main Mix Noise

(20 Hz–20 kHz bandwidth, 1/4" main out, channels 1-6 gain @ unity, channel EQs flat, all channels assigned to main mix, channels 1, 3 and 5 panned left, 2, 4 and 6 panned right.)

Main mix fader down, channel faders down:	-101 dBu
Main mix @ unity, channel faders down:	-91 dBu
(95 dB Signal to Noise Ratio, ref +4 dBu)	
Main mix fader @ unity, channel faders @ unity:	-86 dBu

Total Harmonic Distortion (THD)

(1 kHz @ 35 dB gain, 20 Hz–20 kHz bandwidth)

Mic pre @ insert	<0.0007%
------------------	----------

Attenuation / Crosstalk

(1 kHz relative to 0 dBu, 20 Hz–20 kHz bandwidth, line in, 1/4" main out, gain @ unity)

Main mix fader down	-100 dBu
Channel Alt / Mute switch engaged	-90 dBu
Channel fader down	-90 dBu

Frequency Response

Mic input to main output (gain @ unity)
+0, -1 dB, 20 Hz to 50 kHz
+0, -3 dB, <10 Hz to >100 kHz

Equivalent Input Noise (EIN)

(Mic input to insert send out, max gain)

150 Ω termination	-128.5 dBu
20 Hz–20 kHz	

Common Mode Rejection Ratio (CMRR)

1 kHz	better than -70 dB
-------	--------------------

Maximum Levels

Mic in	+22 dBu
Tape in	+16 dBu
All other inputs	+22 dBu
Main mix XLR out	+28 dBu
All other outputs	+22 dBu

Impedances

Mic in	2.5 kΩ
Channel insert return	2.5 kΩ
All other inputs	10 kΩ or greater
Tape out	1.1 kΩ
All other outputs	120 Ω

EQ

High Shelving	±15 dB @ 12 kHz
Mid Peaking	±15 dB @ 2.5 kHz
Low Shelving	±15 dB @ 80 Hz

AC Power Requirements

Power Consumption	25 watts
US, JP	100 – 120 VAC, 50 – 60 Hz
EU, UK, AU, CN	200 – 240 VAC, 50 – 60 Hz
Operating Temperature	0° – 40°C 32° – 104°F

Fuse Rating

100-120V	500 mA slo blo, 5 x 20 mm
220-240V	250 mA slo blo, 5 x 20 mm

Physical Properties (product)

Height	12.5 in / 317 mm
Depth	3.2 in / 81 mm
Width	14.0 in / 356 mm
Weight	9.5 lb / 4.5 kg

Physical Properties (packaged product)

Height	6.9 in / 175 mm
Depth	16.1 in / 409 mm
Width	15.2 in / 386 mm
Weight	12.0 lb / 5.4 kg

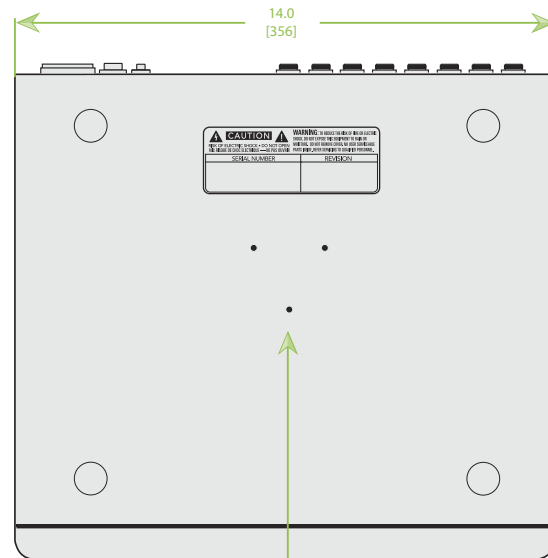
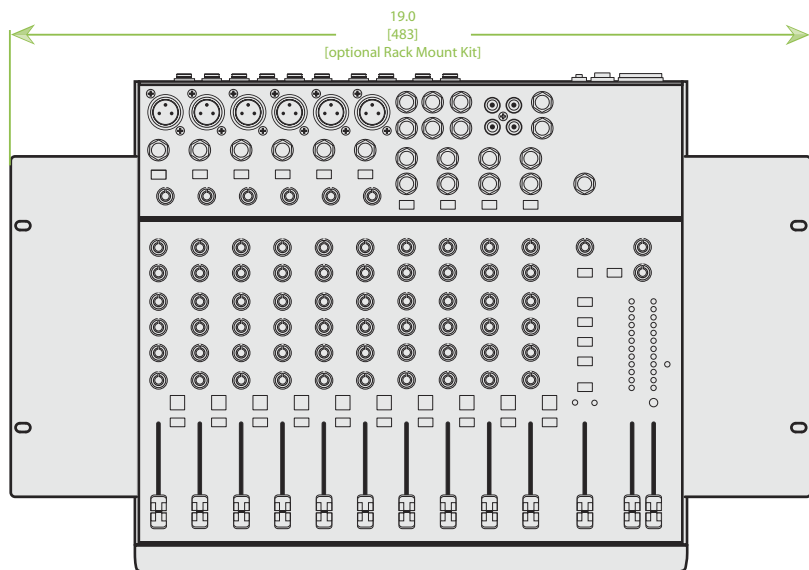
Options

1402VLZ4 Mixer Bag	P/N 093-004-01
--------------------	----------------

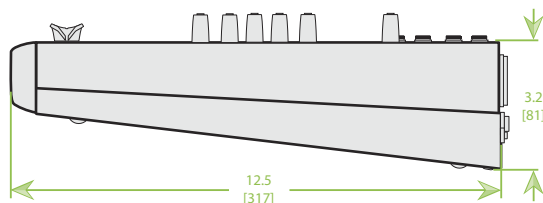
Ordering Information

1402VLZ4 14-Channel Compact Mixer, US	P/N 2040764-00
1402VLZ4 14-Channel Compact Mixer, EU	P/N 2040764-01
1402VLZ4 14-Channel Compact Mixer, JP	P/N 2040764-02
1402VLZ4 14-Channel Compact Mixer, UK	P/N 2040764-03
1402VLZ4 14-Channel Compact Mixer, AU	P/N 2040764-04
1402VLZ4 14-Channel Compact Mixer, CN	P/N 2040764-05
1402VLZ4 14-Channel Compact Mixer, BZ	P/N 2040764-06

1402VLZ4 DIMENSIONS



Holes for microphone stand adapter



NOTES:

1. WEIGHT APPROX. 9.5 lb [4.5 kg]
2. SHIPPING WEIGHT APPROX. 12.0 lb [5.4 kg]

<p>THIRD ANGLE PROJECTION</p>	<p>UNLESS OTHERWISE SPECIFIED: ALL DIMENSIONS ARE IN INCHES DUAL [MM] DIMENSIONS FOR REF ONLY</p> <p>TOLERANCE IN INCHES LINEAR ± 0.13 in / ± 3.3 mm ANGLES ± 1°</p> <p>(XXX) = REF DIMS NO TOLERANCE IMPLIED</p> <p>TSC = THEORETICAL SHARP CORNER DIMENSIONS ACROSS CENTERLINES TO BE SYMMETRICAL</p>
<p>THE INFORMATION CONTAINED HEREIN IS PROPRIETARY AND CONFIDENTIAL PROPERTY OF LOUD TECHNOLOGIES, INC. ALL RIGHTS RESERVED</p>	

MICROPHONE STAND

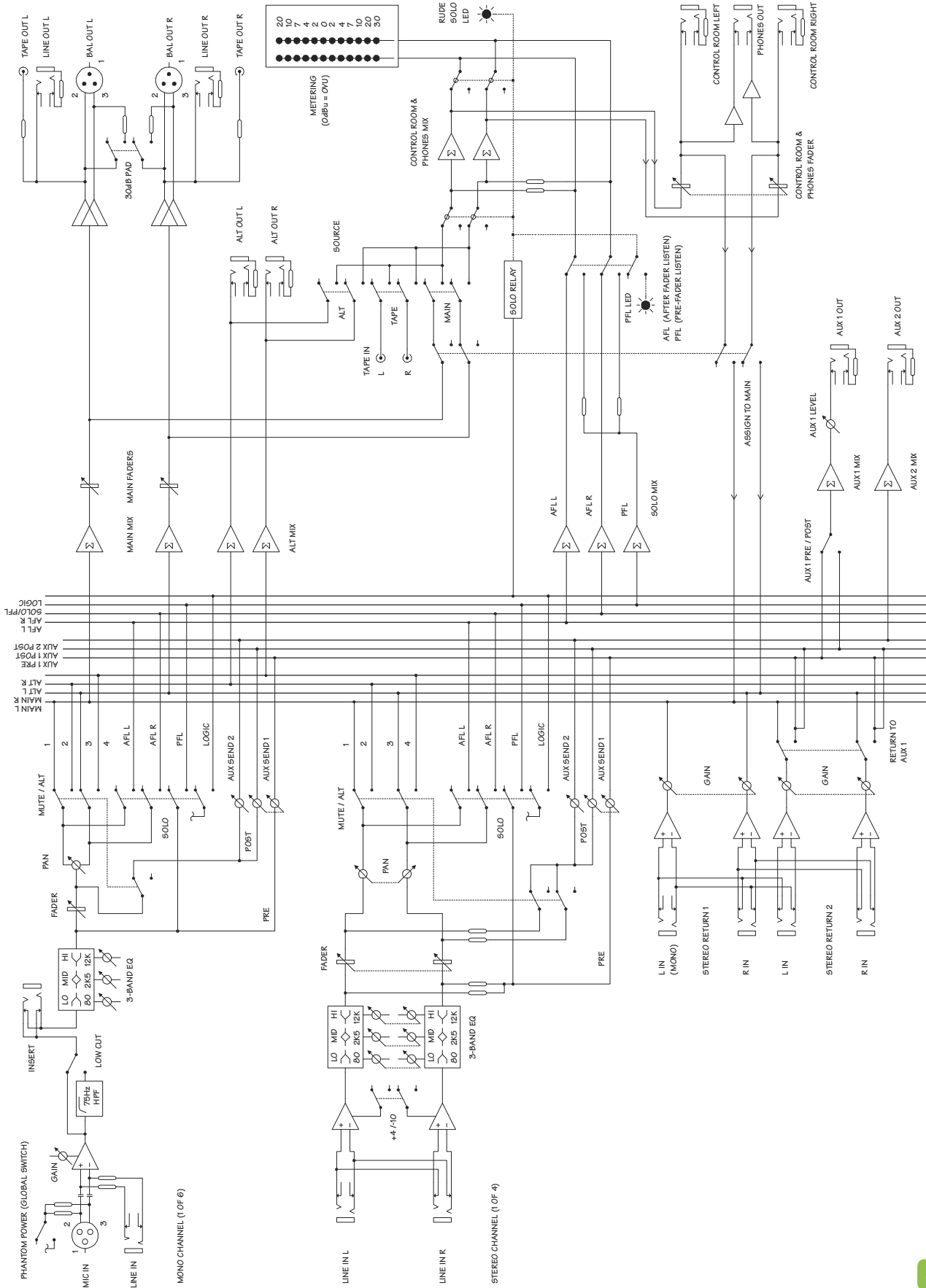
The bottom panel of the 1402VLZ4 has three non-threaded holes that allow it to be fitted with an optional microphone stand adapter. This lets you support the mixer on a standard mic stand and adjust its height and level to whatever suits your preferences.

The Atlas AD-11B mic stand adapter is available at many music stores. It is made and distributed by Atlas Sound.

Use three self-tapping machine screws 6-32 x 1/4" long to secure the adapter to the bottom of the 1402VLZ4.

Do not use screws longer than 1/4" as these could damage the circuit boards. Do not use screws shorter than 1/4", or the adapter will not be securely fixed to the mixer.

1402VLZ4 BLOCK DIAGRAM

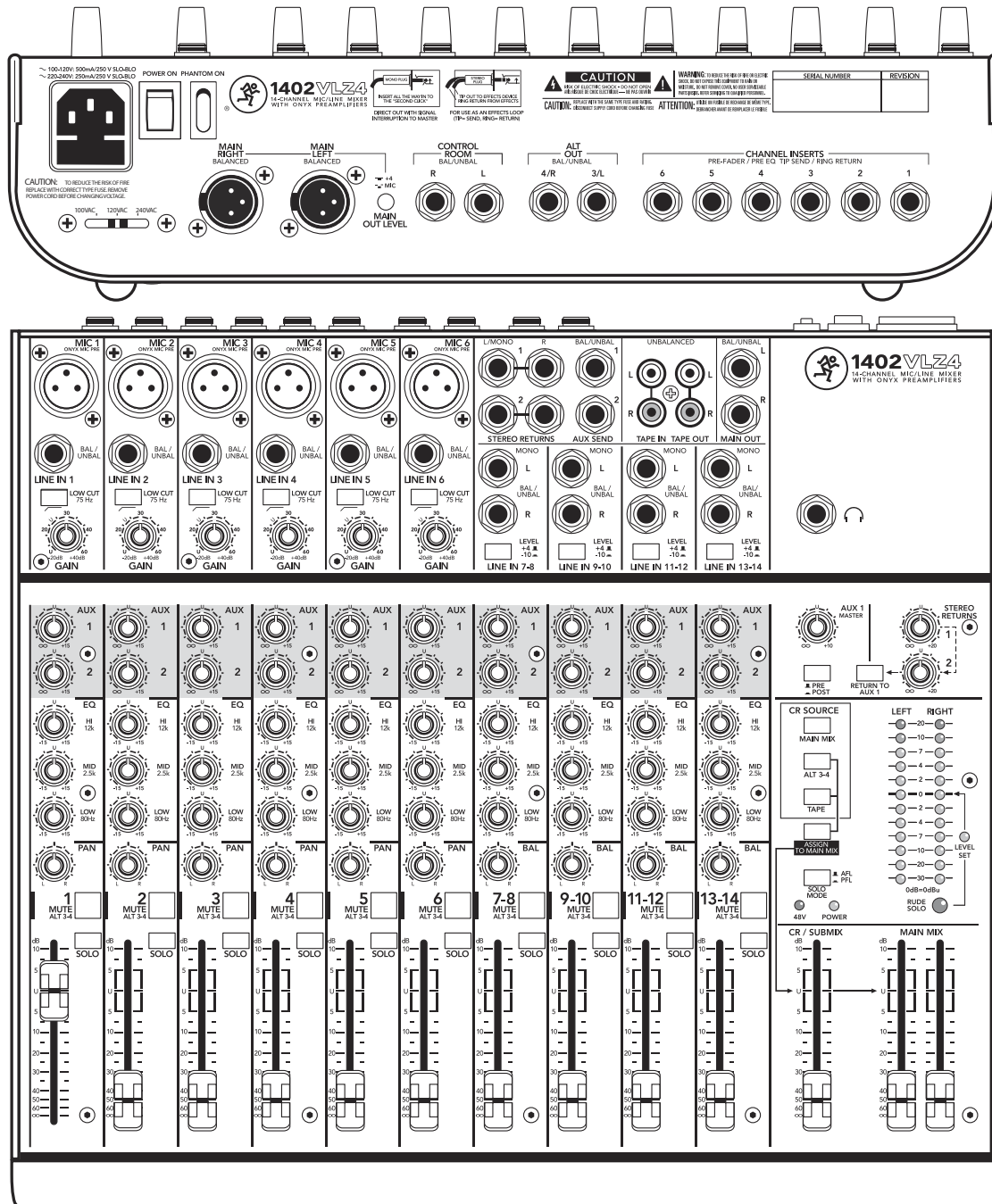




1402VLZ4

14-Channel Compact Mixer

1402VLZ4 FRONT AND REAR PANEL



LOUD Technologies Inc. is always striving to improve our products by incorporating new and improved materials, components, and manufacturing methods. Therefore, we reserve the right to change these specifications at any time without notice.

“Mackie” and the “Running Man” figure are registered trademarks of LOUD Technologies Inc. All other brands mentioned are trademarks or registered trademarks of their respective holders, and are hereby acknowledged.

©2013 LOUD Technologies Inc. All rights reserved.

Electronic files for this product are available at:
www.mackie.com

Specification Sheet

1402VLZ4_SS.PDF

Owner's Manual

1402VLZ4_OM.PDF



www.mackie.com
 16220 Wood-Red Road NE
 Woodinville, WA 98072 USA
 800-898-3211, Fax 425-487-4337

Part No. SW0993 Rev. A 08/13